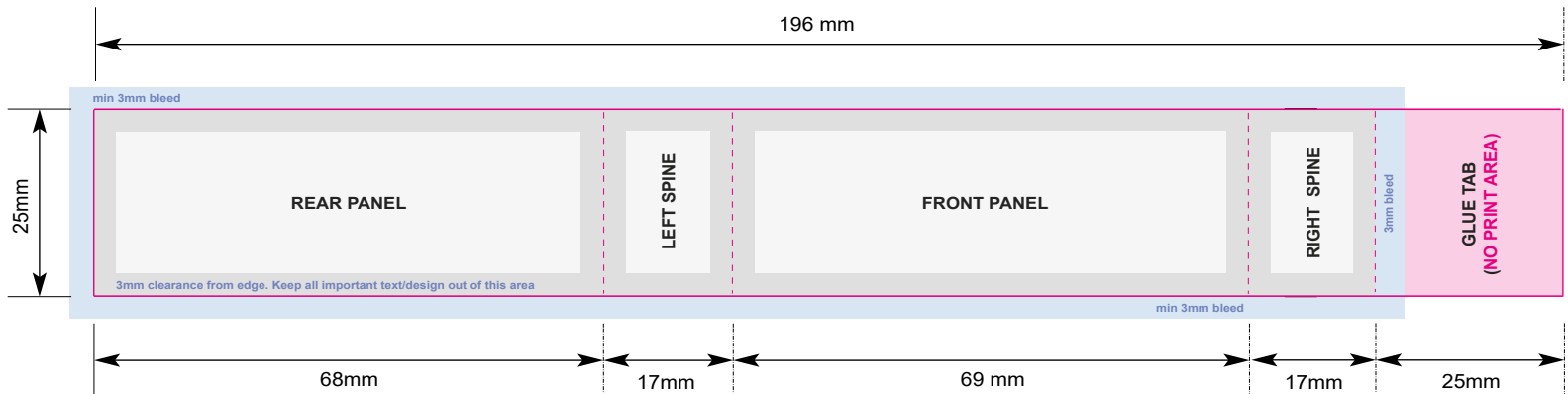






DESIGN STUDIO/PRINTING SPECIFICATION

Cassette Case Horizontal OBI Strip - 25mm-wide

IF WORKING DIRECTLY OVER THIS TEMPLATE PLEASE PLACE YOUR ARTWORK ON A SEPARATE LAYER
If your software is vector based, you can simply lift/copy the template elements you require from this page to create a less-cluttered artwork or place over your existing artwork to check for any required adjustments

WRAPS HORIZONTALLY AROUND THE OUTER CASSETTE CASE
28gsm silk stock



-  Prime artwork area. Keep all important text/design WITHIN this area (3mm clearance from cuts & folds)
-  3mm clearance from cuts & folds. Keep all important text/logo etc OUT of this area
-  IMPORTANT - add a minimum 3mm bleed past outer edge for any background image or colour
-  NO PRINT AREA AFTER THE 3mm BLEED - this is the glue tab, no image will be visible.

SUPPLYING ARTWORK

Artwork can be supplied via SFTP, email (dependant on file size), as a download link for larger files or by disk or flash drive.

PREFERRED ARTWORK FORMAT

Hi-Resolution PDF with fonts embedded (single PDF file for multiple page artworks). Minimum picture/photo resolution of 300dpi

ACCEPTABLE FILE FORMATS

EPS (fonts outlined), Illustrator, Photoshop, Jpeg/Tiff, Indesign (include relevant fonts or embed in pdf / supply as outlines/paths).

PLEASE CHECK YOUR DESIGN/ARTWORK FILE

Your artwork should have a minimum 3mm bleed on all outer/cut edges on all paper parts.
We will always provide a Proof set to our spec via email.